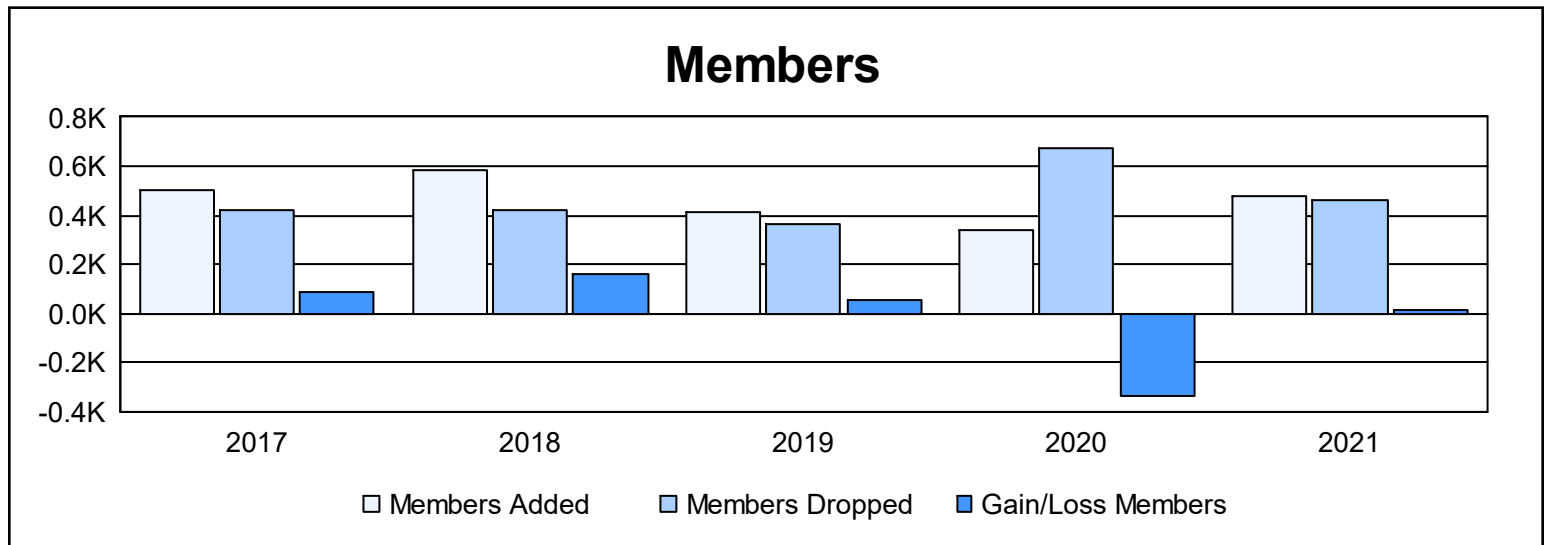
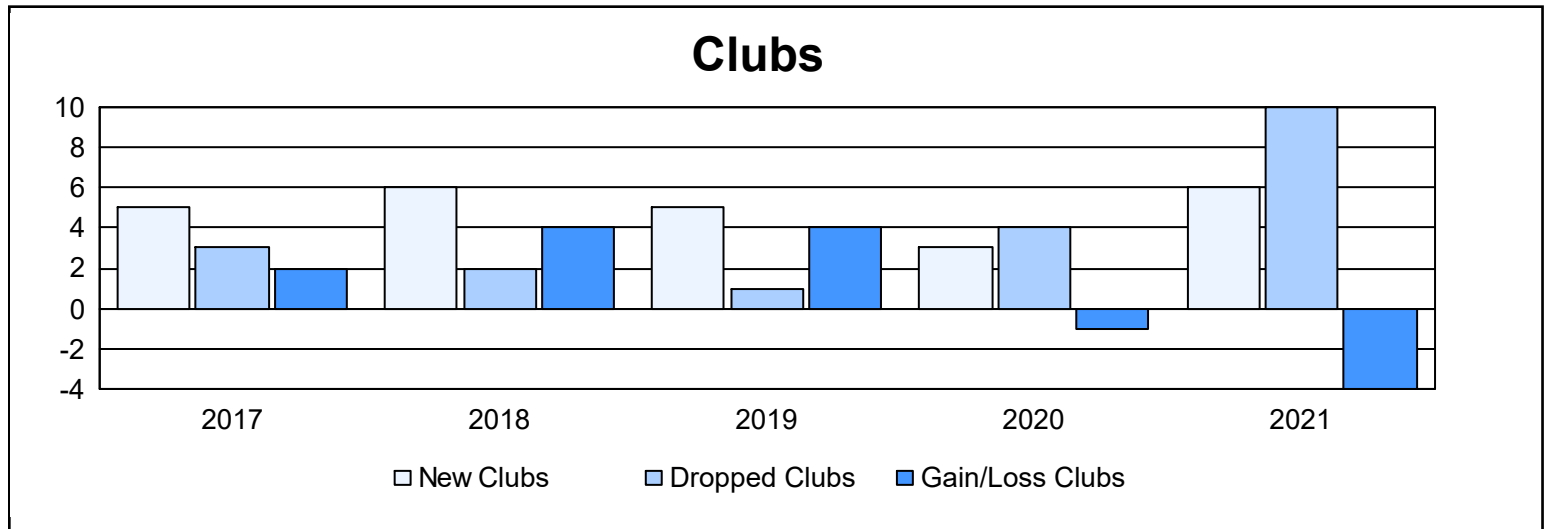
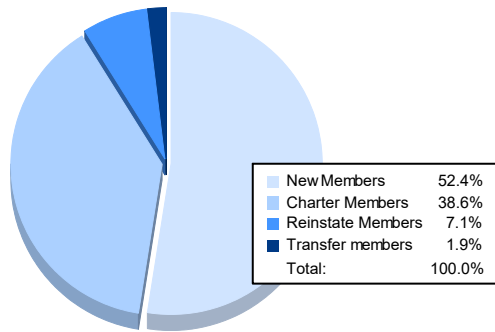


Year	New Clubs	Dropped Clubs	Gain/ Loss Clubs	New Members	Charter Members	Reinstate Members	Transfer Members	Total Member Added	Total Members Dropped	Gain/ Loss Members
2016-2017	5	3	2	298	147	51	9	505	421	84
2017-2018	6	2	4	400	156	21	8	585	422	163
2018-2019	5	1	4	271	118	16	10	415	362	53
2019-2020	3	4	-1	165	103	46	22	336	673	-337
2020-2021	6	10	-4	251	185	34	9	479	462	17
<b>Average</b>	<b>5</b>	<b>4</b>	<b>1</b>	<b>277</b>	<b>142</b>	<b>34</b>	<b>12</b>	<b>464</b>	<b>468</b>	<b>-4</b>



### Membership Composition June 2021 Cumulative



### Gender Composition June 2021 Cumulative

